

Sonata Quijada

Mark Enslin

SPINELESS BOOKS

unveil table

right hand

left hand

1.5" 4" 4" 0.5" 2"

sf

24 → 16

16 → 25 (pop)

close lid

shake

scoop up

cast

cresc.

♩ = 54

26 27 27 26

3" 2"

sf

shake

scoop up

cast

(allow 1 die to fall on floor; rise and retrieve it deliberately; replace it carefully and resume)

♩ = 96

26 27 28 29 30 31 1 2 3 4 5 6 7 8 9 10

♩ = 80 (dampen)

attaca

(uncover, let chatter, cover)

(uncover) (cover)

2" 1"

gather as though about to scoop up

♩ = 54-60

p

11 12 13 14 15 16 17 18 19

uncover

1" 0.5"

let run out (leave uncovered)

♩ = 168

dead stroke

mf

(uncover, let chatter, cover)

♩ = 84

♩ = 54

r.h. shake

20 sim. 21 22 23

cast

cresc.

mf

3"

l.h. pick up 1 die and throw it forcefully into palm of r.h.

tap with finger

6" pp

unveil wind chimes

tap with finger

♩ = 38

wind with l.h.

3"

pick up with r.h., winding key with l.h.

24 25 (pop) 26

replace and cover; close lid of (in tempo)

scoop up

attaca

♩ = 176

shake

f cast (allow 1 die to fall on floor) (leave uncovered)
 cres. (rise deliberately and retrieve die as before; replace it as before and resume)
 3" 2" $\text{♩} = 60$ $\text{♩} = 40-50$
 pick up from stand (l.v.) set on floor → (still on floor) small sharp kick (should not move out of reach) sim. attacca p uncover, tap and pull hand quickly away; teasing (leave uncovered) ff l.v. uncover 1.5" 2" let run out
 pick up from floor and rehang on stand (l.v.)

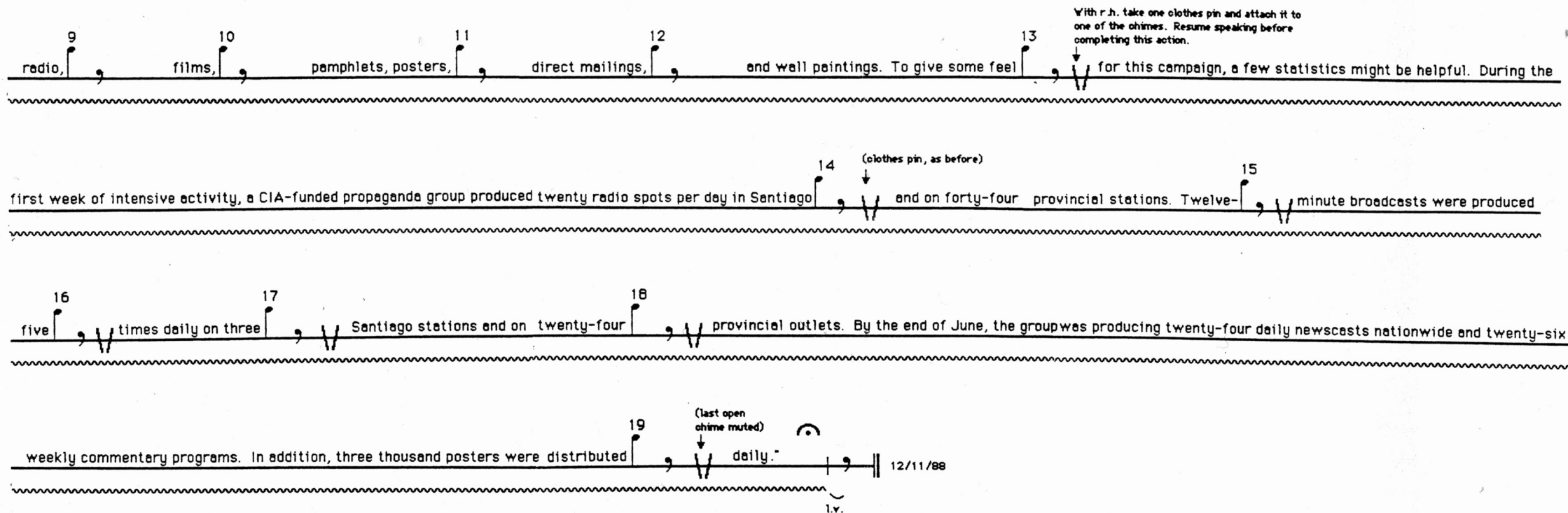
$\text{♩} = 208$ mp dead stroke l.v. sim. $\text{♩} = 60$ p tap mf choke release choke release $\text{♩} = 208$ mp tap $\text{♩} = 104$ p wind
 attacca (still on floor) (leave uncovered)








set down and let go let run out (off edge?)
 0.5" 3.5" 2" 3" 26 27 28 29
 26 → 25 (pop) close lid P shake from top
 voice: "Let me give you, an illustrative range, of the kinds of, propaganda projects that were undertaken,"

30 in Chile during, 31 the years, under discussion, 1963-1, 1973. I'll try to brief. The propaganda campaign was, in fact, a scare campaign. It relied heavily on images, 2, of Soviet tanks and Cuban

firing squads and was pitched, 3, especially, 4, to women. Misinformation and black propaganda were, 5, utilized, black propaganda being the creation of material falsely purporting to be the

product of a particular group. 6, I, would say that, 7, the anti-communist campaign was one of, 8, the most effective. That campaign was enormous. Extensive use was made of the Press,



-  Quijada or vibraslap, mounted on side of table so that it can be played with one hand.
-  Large wind-up chattering teeth, with winding key. Should be covered with a small, heavy cloth (for instance, a washcloth) so that teeth do not chatter when covered.
-  Small wind-up chattering teeth with feet: should hop toward audience while chattering. Cover with plastic cup.
-  Five dice, white with black dots. Use all five unless otherwise specified.
-  Jack-in-the-box, facing audience. Score written for box with an arrangement of "Pop Goes the Weasel" with a 31-note cycle. Clockwise turn of crank goes forward in the tune, counterclockwise backward.
-  "Cricket" noisemaker (makes a high, loud click when pushed in, and a lower click when released.) Preferably in the shape of an alligator which opens its mouth when clicked.
-  Set of brass wind chimes (seven brass tubes). Pitches should be somehow dissonant with pitches of the Jack-in-the-box, to be noticeable in the last section of the piece. Base preferably in the shape of a nightingale cage.

Also needed:

1. A small, slightly resonant table;
2. Means of attaching quijada and jack-in-the-box to table so that they each can be played with one hand;
3. Means of mounting cricket so that it is visible and need not be picked up when played;
4. Tall stand for wind chimes;
5. Clothespins for muting wind chimes;
6. Two gaudy drapes, one for the table and one for the wind chimes stand;
7. chair or stool for performer.

